



CAPACITY

The TJ5000 series are comfortable, functional tractors offering a GCW of 81,000 lbs. and gradeability of 81,000 lbs. @ 22% grade.

TJ5000 DOT 81,000# GCW

This DOT model is ideal for warehouse/distribution applications where over-the-road use is required.

Exclusive DuraRide® air spring suspension system available

Dedicated cab platform with complete in-house cab construction

High strength frame, RBM 4,248,960 in. lbs.

Exclusive DuraPlus™ 10-year frame warranty available (with DuraRide)

Durable metal dash with Power Distribution Center (PDC), multiplexer module and weather box, enclosed vehicle electrical center (LED diagnostics)

Optional 54", 60", 66" and 72" tall cabs



Some items shown represent optional equipment.

The Trailer Jockey People
CUSTOMER FOCUSED • QUALITY DRIVEN

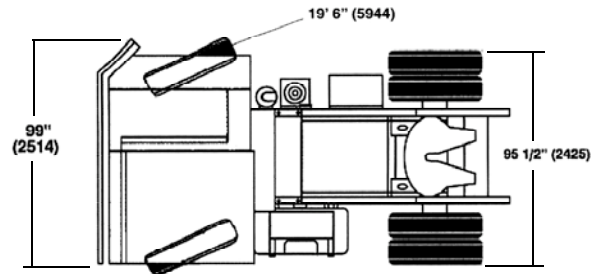
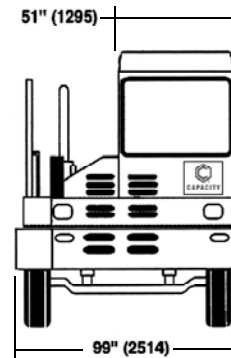
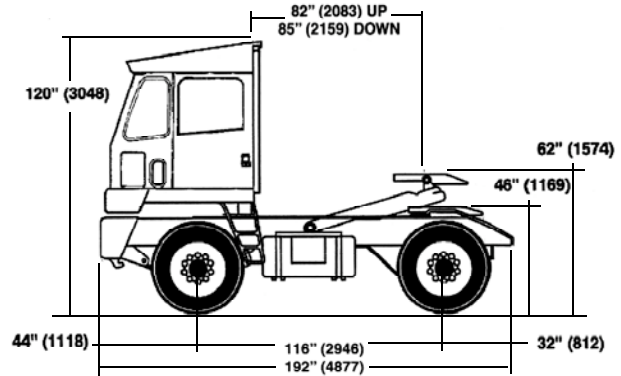
TJ5000 DOT

Standard Features

Engine	Cummins ISB07-200 HP, EPA Highway Turbo Diesel
Transmission	Allison RDS3500 Electronic Automatic
Front Axle	Dana E1322L, 13,200 lb.
Rear Axle	Dana 23-170, 7.17:1
Wheelbase	116"
Fifth Wheel	Holland FW35, 70,000 lb.
Lift Cylinders	5", 70,000 lb. Hydraulic
Tires	11 X 22.5 16 Ply
Exhaust	Vertical with Muffler Protection System
Paint	Cab White, Frame Black, Rims White

Cab Features

- VISTA IIE 60, Comfort Cab
- Electric Cab Tilt
- Seat Belt
- Electronic Back-up Alarm
- Tinted Glass
- Level Sweep-out Cab
- Gauges: Air, Fuel, Hour, Volt, Temp, and Oil
- Back-lit Instrumentation w/DOT Icons
- High Strength Metal Dash
- Insulated Firewall Covering (engine side)
- 45,000 BTU Heater/Defroster/Fresh Air
- Overhead Storage Compartment
- Full DOT Marker Lights on Cab and Mirror Post
- Overhead Reading Lamp
- Pop Open Vent (front quarter panel)
- Electric Windshield Wiper
- Engine Datalink Controlled Instruments
- Radiator Sight Glass
- Engine Dust Shield



Some items shown represent optional equipment. Due to ongoing engineering improvements, Capacity reserves the right to make changes without notification. Capacity is a subsidiary of Collins Industries, Inc.

Highway Package

- ABS Brakes (vehicle speed over 33 MPH)
- Automatic Traction Control
- Sun Visor
- Speedometer
- Windshield Washer
- Trailer Electric Cable
- Sheppard M-100 Power Steering
- Automatic Slack Adjusters
- Rear Mud Flaps
- Rear License Plate Bracket and Light
- Reflective Conspicuity Tape
- Instrument Panel Illumination Control
- Daytime Running Lights

Frame Features

- ASTM A529, 12" X 3" Preformed Structural Steel
- RBM 4,248,960 In. Lbs.
- 50 Degree Tapered Bumper and Deck
- 50 Gallon Rectangular Fuel Tank
- Front Tow Hooks
- (2) G31, 700CCA Low Maintenance Batteries
- Full Compliance FMVSS121 Brake System
- All Steps, Handrails & Grating - Safety Yellow

Distributed by: